

# thermique™

Free Standing Heated-Glass Towel Warmer  
Model: FSTW-02



## Owner's Manual Assembly and Operating Instructions

**IMPORTANT: READ AND SAVE THESE INSTRUCTIONS**

### CAUTION:

1. Glass surface gets hot – avoid contact.
2. Do NOT place more than two (2) towels on the towel warmer at once.
3. This Towel Warmer is not intended for use in showers or other wet areas. Do NOT leave exposed to weather in an outside area.
4. Use only in the upright position.
5. Towel warmer is primarily intended for use with cotton bath towels. To avoid possible fire hazard, do NOT place flammable materials on the towel warmer.
6. WATCH and SMELL for warning signs of smoking and fire hazard.
7. To provide continued protection against risk of electric shock, connect only to properly grounded, GFCI outlets.

**WARNING ⚠ SHOCK HAZARD IF GLASS BREAKS. CONNECT ONLY TO A GFCI-PROTECTED OUTLET**

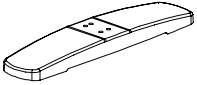

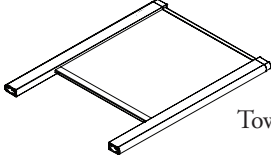
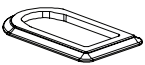

### ASSEMBLY

#### STEP 1: INSPECT THERMIQUE TOWEL WARMER COMPONENTS

- A. Carefully unpack the Thermique Heated-Glass Towel Warmer being careful to avoid damaging or losing any components. Before assembling your towel warmer, remove all parts from the shipping carton and check them against the parts list below. Be certain that all parts are present before starting assembly and discarding packaging material.
- B. If the Heated-Glass Towel Warmer appears damaged in any way, please return it to the place of purchase, call Thermique customer service at 866-469-0426, or contact your local authorized Thermique Heated-Glass Towel Warmer dealer for assistance in obtaining service. Please note that a pre-authorization is required before returning the towel warmer or towel warmer parts.

**WARNING ⚠ NEVER ASSEMBLE OR OPERATE A DAMAGED TOWEL WARMER**

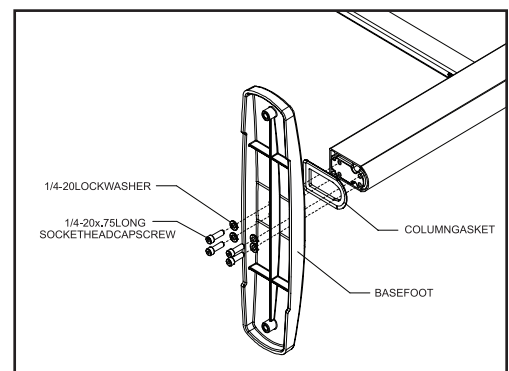
**PARTS LIST:** For proper assembly, performance and warranty coverage, use only genuine Thermique components.

	Foot Quantity: 2 Part # HGMM00164-4		1/4-20 Socket Head Screw Quantity: 8 Part # HGMM00227-1		Towel Warmer Body Quantity: 1 Part # FSTW02-XXXXX
	Column Gasket Quantity: 2 Part # HGRB00157-1		1/4-20 Lock Washer Quantity: 8 Part # HGMM00222-1		

When ordering replacement parts, use these codes to specify finish: X = 1-White painted finish, 2-Black, 3-Cream, 4-Polished Chrome, 5-Brushed Nickel

#### STEP 2: ATTACH FEET TO TOWEL WARMER

- A. Lay the Towel Warmer on a flat surface that is covered by a soft cloth or towel being careful not to scratch glass.
- B. Install column gaskets to the columns.
- C. Align the foot to the column and attach using the (4) screws provided. Carefully hold the foot in place to avoid scratching the finish during assembly.
- D. Repeat steps A through C for other foot.
- E. Stand Towel Warmer upright.



## **OPERATION**

- A.** Plug the towel warmer into a grounded 120V, 60Hz, 10A GFCI outlet.
- B.** Press the power button on the top of the upper left post.

**NOTE:** If power indicator light does not go on and/or unit does not heat up, check that the GFCI has not been tripped and ensure unit is completely plugged in. If the light in the center of the power button does not come on or the light is blinking, check to be sure that the GFCI outlet has been properly reset and then try again. If the light in the center of the power button still does not come on or the light is still blinking, disconnect power from the unit and call Thermique's customer service center for additional instructions.

- C.** The Heated-Glass Towel Warmer will begin to warm up and will reach the operating temperature of approximately (170°F).

**NOTE:** The temperature of items on the towel warmer is dependent on the ambient temperature and the amount of material hung on the unit.

- D.** No more than 2 layers of towels should be draped over the warmer.
- E.** Press the power button again to turn towel warmer off.
- F.** The Towel Warmer will automatically turn off after 2 hours of use.

## **MAINTENANCE**

There are no user serviceable components. Should service be required, please call Thermique customer service at 866-469-0426 or contact your local authorized Thermique Heated-Glass Towel Warmer dealer for assistance.

## **CLEANING**

The finish on your Thermique Towel Warmer can be protected and maintained by periodically wiping with a soft damp cloth when the Towel Warmer is at ambient temperature. Under no circumstances should abrasive cleaning powders, metal polish or chlorine-based cleaners be used on any part of the Towel Warmer as this may scratch the unit and void the warranty.

### ***Manufacturing Limited Warranty***

Thermique™ warrants to the original consumer purchaser that the electrical components of the heated-glass free-standing towel warmer will be free from defects in material and workmanship and that the glass panels will be free from delamination or conductivity failure for a period of one (1) year from the date of purchase when properly assembled and used in accordance with Thermique's written instructions. This warranty is void if the product is damaged by accident, improper use or other causes, or if the product is altered in any way.

*Limitations:* This limited warranty covers repair or replacement of the unit or a refund of the original selling price only, at Thermique's option. It does not cover scratches, damage from harsh cleaning products, breakage, labor, or any incidental or consequential damages. Any warranties implied by law are limited to the duration of the 1 year limited warranty.

### ***Finish Limited Warranty***

Thermique™ manufactures four categories of frame finishes: Lifetime, Quality, Standard and Special. Thermique offers a limited warranty on the Lifetime, Quality and Standard finishes. There is no warranty for the Special finish because it is customized to the customer's specifications. Thermique warrants to the original consumer purchaser that the Lifetime finish will not tarnish for as long as the original purchaser owns the unit. Thermique warrants to the original consumer purchaser that the Quality finish will not tarnish for three (3) years from the date of purchase, and that the Standard finish will not tarnish for one (1) year from date of purchase. This warranty is void if the product is damaged by accident, improper use or other causes, or if the product is altered in any way.

*Limitations:* The limited warranties described above cover repair or replacement of the unit, or a refund of the original selling price only, at Thermique's option. They do not cover scratches, damage from harsh cleaning products, breakage, labor, or any incidental or consequential damages. Any warranties implied by law are limited to the duration of the limited warranties.

### ***Your Rights Under State Law***

Some states do not allow limitations on implied warranties or the exclusion or limitation of incidental or consequential damages, so the above exclusions or limitations may not apply to you. These limited warranties give you specific legal rights, and you may also have other rights that vary from state to state.

Thermique must authorize any product repair or return. For warranty claims, contact the store showroom you originally purchased the glass towel warmer or Thermique Customer Service, Thermique Technologies, LLC, 2857 S. Halsted Street, Chicago, Illinois 60608, (866) 469-0426.

**thermique™**

Thermique Technologies, LLC  
2857 S. Halsted Street, Chicago, IL 60608  
(866) 469-0426

[www.thermiquetechnologies.com](http://www.thermiquetechnologies.com)